

## Fission Skit

Create a brief skit illustrating the results of one of the three experiments described below (your instructor will assign experiments to groups).

Each skit will have four roles:

- 1) Ms. Dividay, the person with a divided brain, who has agreed to undergo the experiment
- 2) Dr. Scalpelli, who explains the surgery done on Ms. Dividay
- 3) Dr. Nous, who explains the purpose of the experiment about to be performed on Ms. Dividay
- 4) Kim, a graduate student in neurophysiology, who performs the experiment, and explains the result

### First Experiment: Colors

Kim instructs Ms. Dividay to stare at the cross in the center of a sheet of paper. A red circle is placed on the left side of the sheet of paper, and a green circle is placed on the right side. The color circles are removed, and replaced with check boxes. She is given a pen or pencil to hold in each hand, and asked to select the check box which best describes what she saw.

### Second Experiment: Shapes

Kim instructs Ms. Dividay to stare at the cross in the center of a sheet of paper. An upside-down U shape is placed on the left side of the sheet of paper, and a backwards C shape is placed on the right side. The shapes are removed. Ms. Dividay is given a pen or pencil to hold in each hand, and she is asked to draw what she saw.



### Third Experiment: Faces and Fruit

Kim instructs Ms. Dividay to stare at the cross in the center of a sheet of paper. A picture of a face made of pieces of fruit is briefly placed on the left side of the sheet of paper, and Ms. Dividay is asked to point to the word (faces or fruit) which best describes what she saw. This is repeated, placing the face made of pieces of fruit on the right side of the sheet of paper.

First Experiment:



Colors (Cut these out)




Boxes for Ms. Dividay to check:

Left Hand	Right Hand
<p>I see one color, which is <input type="checkbox"/> Red    <input type="checkbox"/> Green    <input type="checkbox"/> Other</p> <p><input type="checkbox"/> I see two colors, Red and Green</p> <p><input type="checkbox"/> I don't see any color</p>	<p>I see one color, which is <input type="checkbox"/> Red    <input type="checkbox"/> Green    <input type="checkbox"/> Other</p> <p><input type="checkbox"/> I see two colors, Red and Green</p> <p><input type="checkbox"/> I don't see any color</p>

Second Experiment:



Shapes (Cut these out)



Drawings to be done by Ms. Dividay:

Draw with Left Hand	Draw with Right Hand

Third Experiment:



Fruit face (Cut this out)



Descriptions for Ms. Dividay's selection:

Select one
<p>Fruit</p> <p>Face</p>